



	Prüfplan/Workpiece hob_fullprofile not OK		
	Zeichnung/Drawing	Kunde/Customer	
	Auftrag/Order	Bediener/Operator	
	Firma/Company	Abteilung/Department	
	KMG/CMM	Teil-Nr./Part-No.	
	number of teeth 65	number of threads 1 right	
	number of flutes 13	tooth thickness 10,996 mm	
	normal modul 7,000 mm	pressure angle 20,000 °	addendum 8,750 mm
	tool face distance 0,000 mm	$D_{nominal}$ 150,000 mm	D_{mean} 149,000 mm

Values from CALYPSO

No.	Designation	Actual	Nominal	[...]	Q
1	Bore diameter 	50,016	50,000	0,000/0,000	D
2	Form of bore				
	 lower section	0,006		0,008	B
	 upper section	0,005		0,008	B
3.1	Longitudinal keyway 1				
	w	12,160	12,000	0,000/0,000	✓
	h	53,714	53,700	0,000/0,000	✓
		0,032		0,100	✓
4	Radial runout on both proof flanges				
	frp lower section	0,007		0,012	A
	frp upper section	0,008		0,012	A
5	Axial runout on hub faces				
	fps lower section	0,002		0,010	AA
	fps upper section	0,004		0,010	AA

